AMLPULS®

AMQR150□N Series



▲ Features

Universal AC input/Full range
Protections:short circuit/overload/over voltage/over temperature
Cooling by free air convection
Can be installed on DIN rail TS-35/7.5 or 15
100% full load burn in-test
3 years warranty

▲ Applications

Industrial control system
Semiconductor fabrication equipment
Factory automation
Electro-mechanical apparatus

▲ Model Encoding

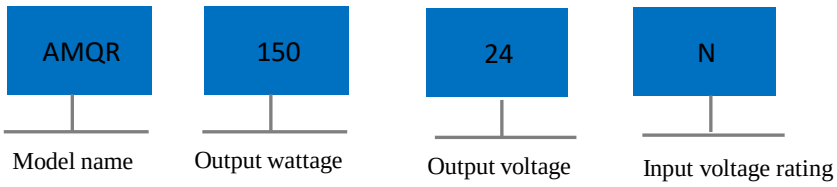

AMLPULS®

Specifications

Input		
Voltage range Note.1	96-264VAC 120-370VDC	
AC current	2.6A/115VAC 1.7A/230VAC	
Frequency range	47-63Hz	
Inrush current (max)	20A/115VAC 35A/230VAC	
Output		
DC voltage (V)	24V	
Efficiency	87%	
Rated Current(A)	6.5A/230VAC 5.2A/115VAC	
Rated power(W)	156W/230VAC 125W/115VAC	
Voltage ADJ. range	±10%	
Ripple & noise(max) Note.2	150mVp-p	
Voltage tolerange Note.4	±1%	
Line regulation	±0.5%	
Load regulation	±1%	
Setup，rise time	1500ms 60ms/230VAC 3000ms 60ms/115VAC(at full load)	
Hold up time	16ms/230VAC 10ms/115VAC(at full load)	
Status indicator	Green LED	
Protection		
Overload Note.8	105%-130% rated output power	
	Protection type: Constant current limiting, recovers automatically after fault condition is removed/230VAC	
	105%-150% rated output power	
	Protection type: Constant current limiting, recovers automatically after fault condition is removed/115VAC	
Over voltage(V)	29-33V	
	Protection type:Shut down O/P voltage ,re-power on to recover	
Over temperature	Shut down O/P voltage ,re-power on to recover	
Safety and EMC		
Withstand voltage	I/P-O/P:3KVAC I/P-FG:1.5KVAC O/P-FG:0.5KVAC	
Isolation resistance	I/P-O/P,I/P-FG,O/P-FG :100M Ohms/500VDC/25℃/70％RH	
Safety standards	60950-1、GB4943.1	
EMC emission	Compliance to EN55032(CISPR32) Class A,EN61000-3-2,Class A(≤80% LOAD)EN61000-3-3	
EMC immunity	Compliance to EN61000-4-2,3,4,5,6,8,11,EN55024,EN61000-6-2(EN50082-2),EN61204-3 heavy industry level, criteria A	
Environmental		
Working temperature	- 20～+60 ℃ （Refer to "Derating curve "）	
Storage temperature	- 40～+85℃	
Storage humidity	10-95％RH	
Vibration	Component:10-500Hz,2G 10 min/1cycle,60 min each along X,Y,Z axes	
Others		
Mean time between failure	472.5K hrs min MIL-HDBK-217F(25℃)	
Installation	Install on DIN rail TS35	
Protection class	IP20	
Weight	0.65kg	
Length*width*height	125.2*40*113.5	
Data	**Details**	**Model name**
	AMQR 156W 6.5A/24V	AMQR15024N

AMLPULS®

Installation Instruction

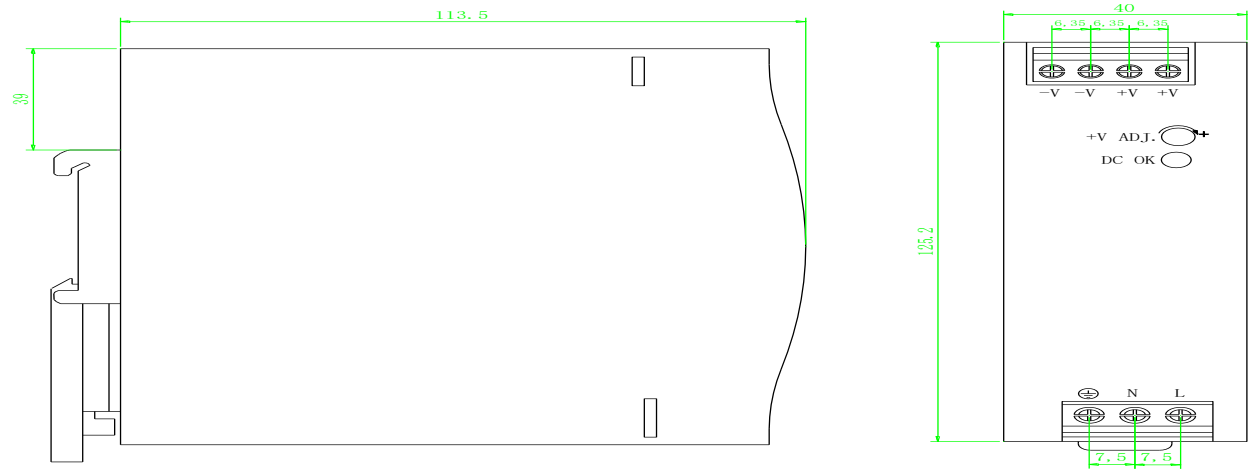

Derating curve

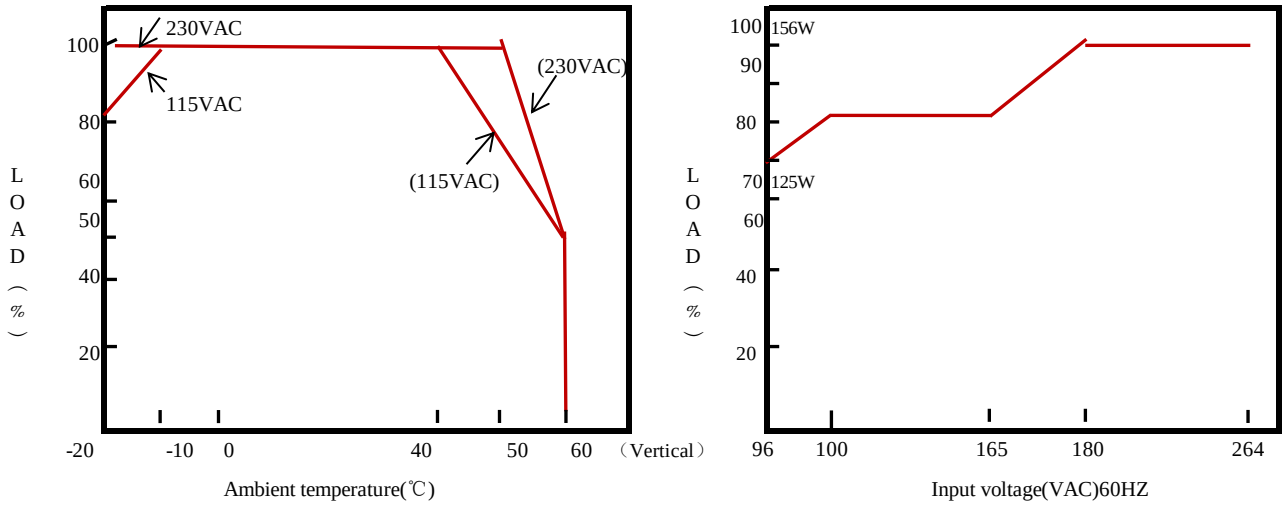

Note:

1.Derating may be needed under low input voltage.Please check the derating curve for more details.
2.Ripple & noise are measured at 20MHZ of bandwidth by using a "12"twisted pair-wire terminated with a 0.1uf & 47uf parallel capacitor.
3.All parameters NOT specially mentioned are measured at 230VAC input,rated load and 25℃ of ambient temperature.
4.Tolerance:includes set up tolerance,line regulation and load regulation.
5.The ambient temperature derating of 3.5℃/1000m with fanless models and of 5℃/1000m with fan models for operating altitude higher than 2000m(6500ft).
6.The power supply is considered a component which will be installed into a final equipment .The final equipment must be re-confirmed that is still meets EMC directives
7.Installation clearances:40mm on top,20mm on the bottom,5mm on the left and right side are recommended when loaded permanently with full power,In case the adjacent device is a heat source,15mm clearance is recommended.
8.Hiccup mode at 90-100VAC,recovers automatically after fault condition is removed.