AMLPULS®

AMSR240□N Series



▲ Features

Cooling by free air convection
High efficiency 94% and low power dissipation
150% peak load capability
Built-in DC OK relay contact
Protections:Short citcuit/Overload/Over voltage/Over temperature
Built-in active PFC function, PF>0.93
Can be installed on DIN rail TS-35/7.5 or 15
100% full load burn-in test
3 years warranty

▲ Model Encoding

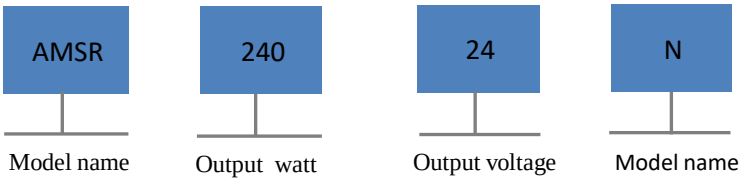

AMLPULS®

Specifications

Input		
Voltage range Note.1	88-264VAC 124-370VDC	
AC current (Typ.)	2.6A/115VAC, 1.3A/230VAC	
Frequency range	47-63Hz	
Inrush current (Typ.)	33A/115VAC, 55A/230VAC	
Leakage current	<1mA/240VAC	
Output		
DC voltage (V)	24V	48V
Efficiency	94%	94%
Rated Current (A)	10A	5A
Current range	0-10A	0-5A
Rated power(W)	240W	240W
Voltage ADJ. range	24-28V	48-55v
Peak current	15A	7.5A
Peak power Note.8	360W(3sec.)	
Ripple & noise(max) Note.2	50mVp-p	50mVp-p
Voltage tolerange Note.4	±1.0%	±1.0%
Line regulation	±0.5%	±0.5%
Load regulation	±1.0%	±1.0%
Setup，rise time	650ms 60ms/230VAC 1300ms 60ms/115VAC (at full load)	
Hold up time （Typ.)	20ms/230VAC 20ms/115VAC (at full load)	
Status indicator	Green LED	
Protection		
Overload	Normally works within 110 ~ 150% rated output power for more than 3 seconds and then shut down o/p voltage with auto-recovery	
	>150% rated power, constant current limiting with auto-recovery within 2 seconds and may cause to shut down if over 2 seconds	
Over voltage(V)	29-33V	56-65V
	Protection type:Shut down O/P voltage ,with auto-recovery	
Over temperature	95℃± 5℃ (TSW : detect on heatsink of power switch)	
	Protection type : Shut down o/p voltage, recovers automatically after temperature goes down	
Safety and EMC		
Withstand voltage	I/P-O/P:3KVAC I/P-FG:2KVAC O/P-FG:0.5KVAC O/P-DC/OK:0.5KVAC	
Isolation resistance	I/P-O/P,I/P-FG,O/P-FG :＞100M Ohms/500VDC/25℃/70％RH	
Safety standards	Design reference UL508, TUV BS EN/EN62368-1,AS/NZS 62368.1, approved;(meet BS EN/EN60204-1)	
EMC emission	Design reference to BS EN/EN55032 (CISPR32), BS EN/EN61204-3 Class B, BS EN/EN61000-3-2,-3, EAC TP TC 020	
EMC immunity	Design reference EN61000-4-2,3,4,5,6,8,11, EN55035, EN61000-6-2 (EN50082-2), BS EN/EN61204-3, heavy industry level, , SEMI F47 approved	
Environmental		
Working temperature	- 25～+70 ℃ （Refer to "Derating curve "）	
Storage temperature humidity	－40～+85℃,10-95% RH	
Working humidity	20-95％ RH non-condensing	
Vibration	Component:10-500Hz,2G 10 min/1cycle ,60 min each along X,Y,Z axes	
Others		
Mean time between failure	1160.3K hrs min Telcordia SR-332(Bellcore); 169.3K hrs min. MIL-HDBK-217F(25℃)	
Installation	Install on DIN rail TS35	
Weight	1.03kg	
Width*height*depth	63*125.2*113.5mm	
Data	**Details**	**Model name**
	AMSR 240W 10A/24V	AMSR24024N
	AMSR 240W 5A/48V	AMSR24048N

Installation Instruction

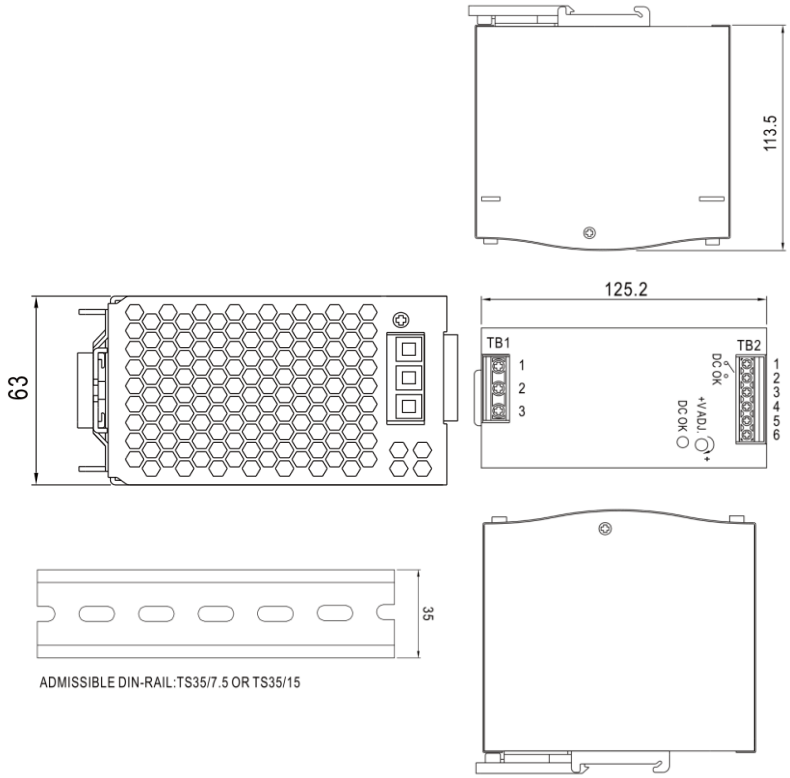

Terminal Pin No.Assignment(TB1)

Pin No.	Assignment
1	FG⏚
2	AC/N
3	AC/L

Terminal Pin No.Assignment(TB2)

Pin No.	Assignment
1,2	Relay Contact
3.4	DC Output +V
5.6	DC Output -V

Derating curve

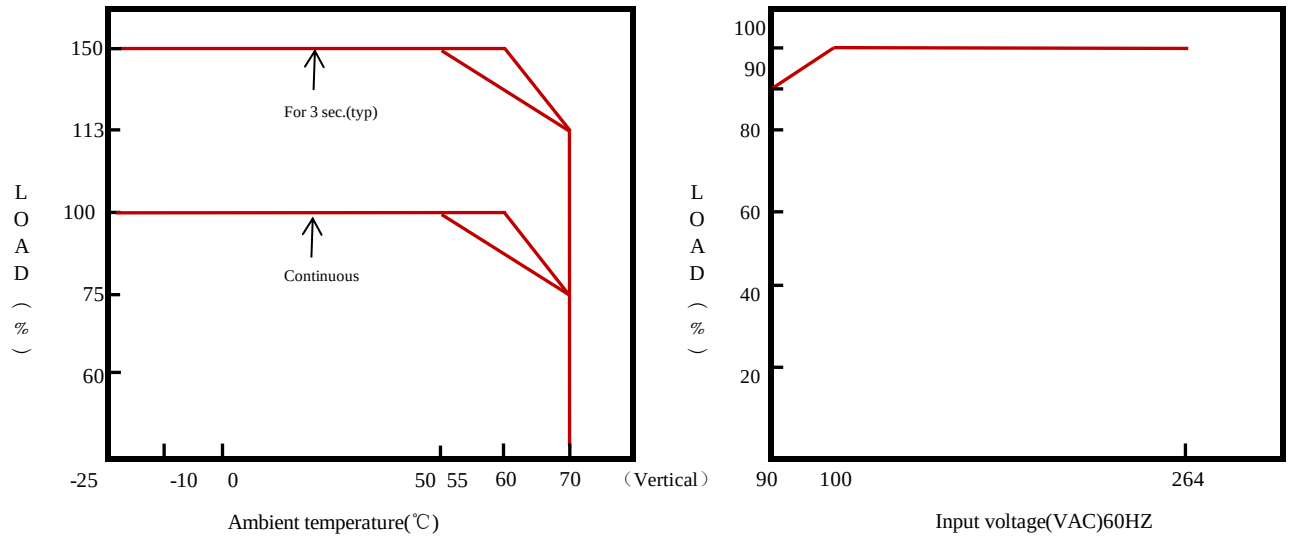

Note:

1.Derating may be needed under low input voltage.Please check the derating curve for more details.
2.Ripple & noise are measured at 20MHZ of bandwidth by using a "12"twisted pair-wire terminated with a 0.1uf & 47uf parallel capacitor.
3.All parameters NOT specially mentioned are measured at 230VAC input,rated load and 25℃ of ambient temperature.
4.Tolerance:includes set up tolerance,line regulation and load regulation.
5.The ambient temperature derating of 3.5℃/1000m with fanless models and of 5℃/1000m with fan models for operating altitude higher than 2000m(6500ft).
6.The power supply is considered a component which will be installed into a final equipment .The final equipment must be re-confirmed that is still meets EMC directives
7.Installation clearances:40mm on top,20mm on the bottom,5mm on the left and right side are recommended when loaded permanently with full power,In case the adjacent device is a heat source,15mm clearance is recommended.
8.3 seconds max.please refer to peak loading curves