CAN Series Products

PCI104/PC104+ CAN Communication Module



PCM-CAN200-D



PCM-CAN200P-D

The PCM-CAN200 can represent a CAN solution on a high quality PCI104/PC104+ hardware in industrial environment compliant with CAN 2.0A and CAN 2.0B specification. It has 2 independent CAN bus communication ports with 9-pin D-sub connector, and has the ability to cover a wide range of CAN applications. Besides, PCM-CAN200 uses the CAN controller Phillips SJA1000T and transceiver 82C250, which provide bus arbitration, error detection with auto correction and re-transmission function. It can be installed in both 3.3 V and 5 V PCI slot and supported truly "Plug & play".

Features

- PCI104/PC104+ compliant
- 9-pin male D-sub connector
- Compatible with CAN 2.0 parts A and B
- Fully compatible with ISO 11898-2 standard
- Support CAN bard from 10 kbps ~ 1 Mbps
- 2500 Vrms photo couple isolation on the CAN bus
- Built-in jumper to select 120 Ω terminal resister
- 1 kV galvanic isolation
- 2 independent CAN channels
- Direct memory mapping to the CAN controller
- Provide VB6.0, VC++6.0, Delphi, BCB6.0 demos
- Driver support Windows XP/7/8/10, Linux

Hardware architecture

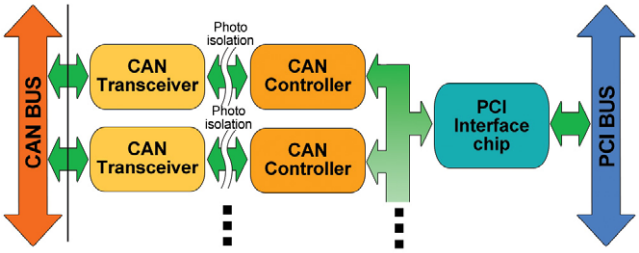

Pin Assignments

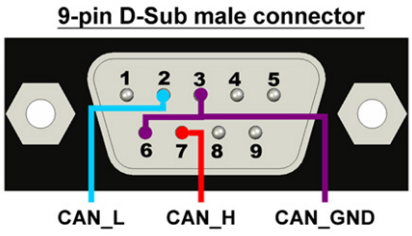

Software Laver

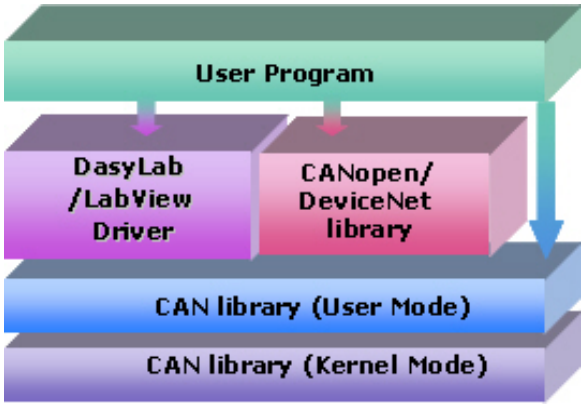

Terminal Resistor

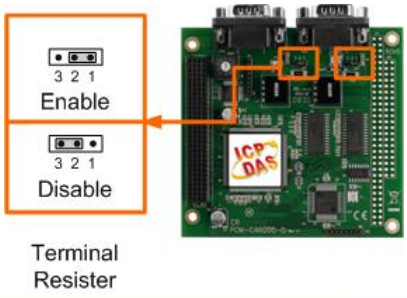

Hardware Specifications

Model Name	PCM-CAN200-D	PCM-CAN200P-D
Bus Interface		
Type	PCI-104	PC-104
CAN Interface		
Controller	NXP SJA1000T with 16 MHz clock	
Transceiver	NXP 82C250	
Channel number	2	
Connector	9-pin male D-Sub (CAN_L, CAN_SHLD, CAN_H, N/A for others)	
Baud Rate (bps)	10 k, 20 k, 50 k, 125 k, 250 k, 500 k, 800 k, 1 M (allow user-defined baud rate)	
Terminator Resistor	Jumper for 120 Ω terminator resistor	
Power		
Power Consumption	250 mA @ 5 V	
Mechanism		
Dimensions	91mm x 22mm x 96mm (W x L x H)	
Environment		
Operating Temp.	0 ~ 60 ℃	
Storage Temp.	-20 ~ 70 ℃	
Humidity	5 ~ 85% RH, non-condensing	

Utility

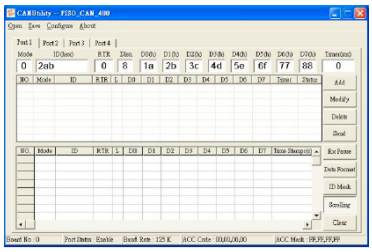

- Can be a CAN system monitor tool with CAN cards
- It is a good tool to test CAN system
- Send/Receive/Record CAN messages
- Provide cyclic transmission function
- Record the CAN messages with filtered ID and time stamp

Flow Diagram for Applications

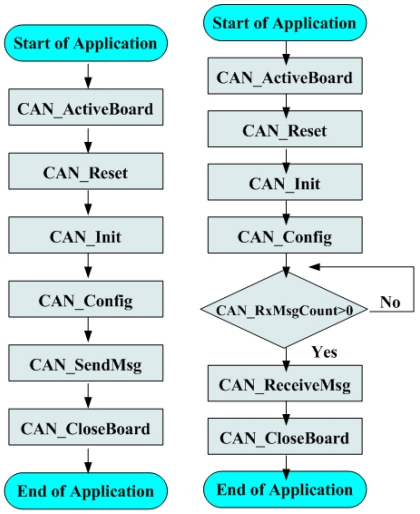

Flow Chart of "Send CAN Messages"

Flow Chart of "Receive CAN Messages"

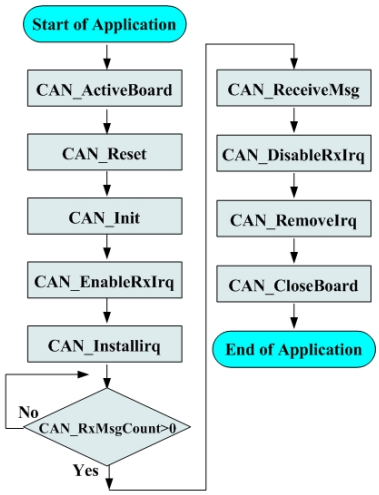

Flow Chart of "Receive CAN Messages" with IRQ

Ordering Information

PCM-CAN200-D CR	2-Port Isolated Protection CAN Communication PCI-104 Module with 9-pin Male D-sub connector (RoHS)
PCM-CAN200P-D CR	2-Port Isolated Protection CAN Communication PC-104+ Module with 9-pin Male D-sub connector (RoHS)