3onedata
Make network communication more reliable

IES206G-2GS
Unmanaged Industrial Ethernet Switch Quick Installation Guide

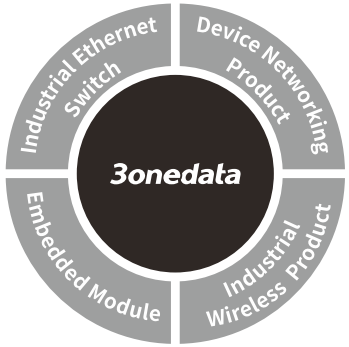

3onedata Co., Ltd.

Address: 3/B, Zone 1, Baiwangxin High Technology Industrial Park, Xili, Nanshan District, Shenzhen
Website: www.3onedata.com
Tel: +86 0755-26702688
Fax: +86 0755-26703485

【Package Checklist】

Please check whether the package and accessories are intact while using the switch for the first time.

1. Industrial Ethernet switch
2. Certification
3. Quick installation guide
4. Warranty card
5. DIN-Rail mounting attachment

If any of these items are damaged or lost, please contact our company or dealers, we will solve it ASAP.

【Product Overview】

The product is full Gigabit unmanaged DIN-Rail industrial Ethernet switch. Model as follows: IES206G-2GS (2 Gigabit SFP + 4 Gigabit copper ports).

【Panel Design】

➢ **Rear view, Top view and Bottom view**

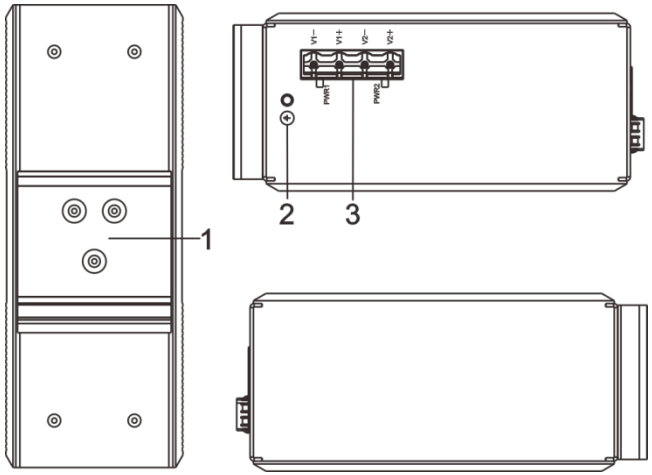

➢ **Front view and Side view**

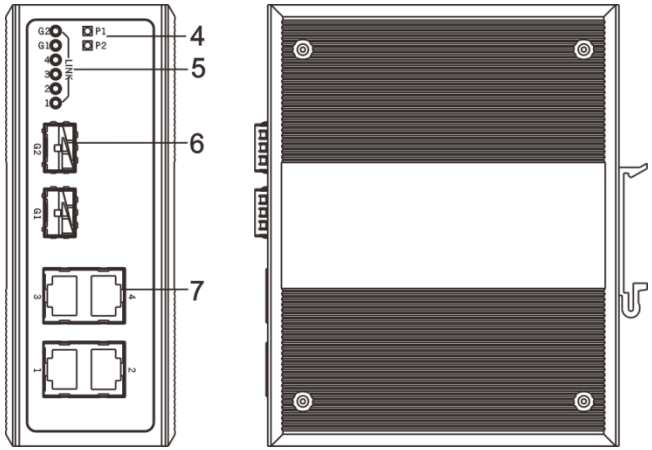

1. DIN-Rail mounting kit
2. Grounding screw
3. Power input terminal block
4. Power input status indicator P1/P2
5. Ethernet port status indicator
6. 1000Base-SFP Gigabit Ethernet SFP slot
7. 10/100/1000Base-T(X) Ethernet port

【Mounting Dimension】

Unit: mm

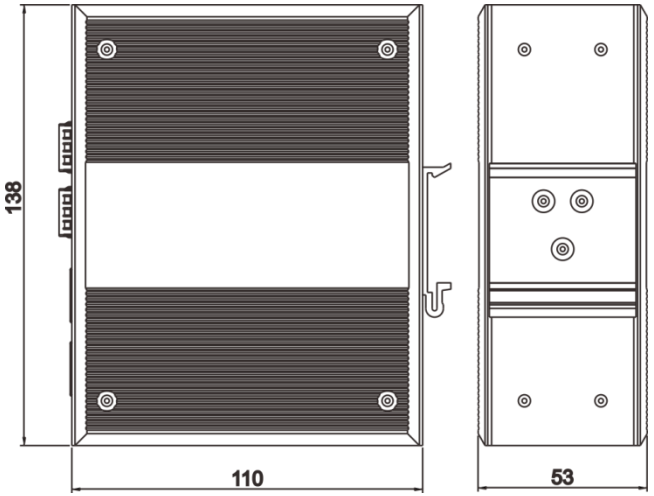

Attention before mounting:

- Don't place or install the device in area near water or moist, keep the relative humidity of the device surrounding between 5%~95% without condensation.
- Before power on, first confirm the supported power supply specification to avoid over-voltage damaging the device.
- The device surface temperature is high after running; please don't directly contact to avoid scalding.

【DIN-Rail Mounting】

For convenient usage in industrial environments, the product adopts 35mm DIN-Rail mounting, mounting steps as below:



Step 1 Check whether the DIN-Rail mounting kit that

comes with the device is installed firmly.

Step 2 Insert the bottom of DIN-Rail mounting kit (one side with spring support) into DIN-Rail, and then insert the top into DIN-Rail.

Tips:

Insert a little to the bottom, lift upward and then insert to the top.

Step 3 Check and confirm the product is firmly installed on DIN-Rail, and then mounting ends.

【Disassembling DIN-Rail】

Step 1 Power off the device.

Step 2 After lift the device upward slightly, first shift out the top of DIN-Rail mounting kit, and then shift out the bottom of DIN-Rail, disassembling ends.

Attention before powering on:

- Power ON operation: first connect power line to the connection terminal of device power supply, and then power on.
- Power OFF operation: first unpin the power plug, and then remove the power line, please note the operation order above.

【Power Supply Connection】

➢ **DC power supply**

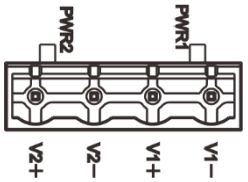

The device provides 4 pins power supply input terminal blocks and two independent DC power supply systems of PWR1 and PWR2. The power supply supports nonpolarity and anti-reverse connection. It can normally operate after reverse connection. Power supply range: 24VDC (12～48VDC)

【Checking LED Indicator】

The function of each LED is described in the table as below:

LED	Status	Description
P1	ON	PWR1 is connected and running normally
	OFF	PWR1 is disconnected and running abnormally.
P2	ON	PWR2 is connected and running normally
	OFF	PWR2 is disconnected and running abnormally
Link/ACT (G1-G2, 1-4)	ON	Ethernet port connection is active.
	Blinking	Data transmitted
	OFF	Ethernet port connection is inactive.

【Specification】

Panel	
Gigabit SFP	1000Base-SFP, SFP slot
Gigabit copper port	10/100/1000Base-T(X) self-adapting RJ45 port, full/half duplex mode, support MDI/MDI-X self-adaption
Indicator	Power indicator, interface indicator
Exchange attributes	
Backplane bandwidth	12G
Packet buffer size	1Mbit
MAC table size	1K
Power supply	
Input power supply	24VDC (12~48VDC) Support dual power supply redundancy, nonpolarity and anti-reverse connection
Access terminal	4 pins 7.62mm pitch terminal blocks
Consumption	
No-load	1.44W@24VDC
Full-load	4.34W@24VDC
Environmental Limits	
Working temperature	-40~75℃
Storage temperature	-40~85℃
Working humidity	5%~95% (no condensation)
Protection grade	IP40 (metal shell)